

Transportation Times

With TRICOR Safety Consulting

In This Issue

- Work Zone Safety



Something to think about...













BE SAFE ON THE ROAD

Work Zone Safety Tips to Live By

Annually in work zones there are nearly 800 fatal and over 37,000 serious injury crashes. In addition, congestion and delays are mounting, and the frustration level of the driver is rising.

Safety Tips to Live By

-  **Stay Alert!** Dedicate your full attention to the roadway.
-  **Pay Close Attention!** Signs and work zone flaggers save lives.
-  **Turn on Your Headlights!** Workers and other motorists must see you.
-  **Don't Tailgate!**
-  **Don't Speed!** Note the posted speed limits in and around the work zone.
-  **Keep Up with the Traffic Flow!**
-  **Don't Change Lanes!**
-  **Minimize Distractions!** Avoid changing radio stations and using mobile phone while driving in the work zone.
-  **Expect the Unexpected!** Keep an eye out for workers and their equipment.
-  **Be Patient!** Remember the work zone crew members are working to improve your future ride.

What drivers should do if they experience pavement edge drop off

Safety experts recommend the following recovery strategies if your wheels drop off the pavement edge:

- Stay calm and react gently.
- Do not immediately try to forcefully steer back onto the pavement. Jerking the wheel hard could cause you to over steer and lose control.
- Instead, take your foot off the accelerator and slow down gradually to at least 30 mph.
- If braking is necessary, use a gentle braking action.
- Straddle the pavement edge while slowing.
- When traffic is clear in both directions, turn the steering wheel gently one-quarter turn toward the pavement and reenter the pavement. If traffic is heavy, you may have to pull off onto the shoulder and stop.
- Carefully counter-steer to prevent veering into the opposite lane.
- As soon as you've fully recovered, accelerate to normal traffic speed.

SEAT BELT MYTHS

MYTH

It takes too much time to fasten your safety belt 20 times a day.

FACT

Buckling up takes about three seconds. Even buckling up 20 times a day requires only one minute.

WORK ZONE SAFETY SAFETY TRIVIA

Write down the corresponding letter and number next to the sign name.

Right Lane Ends _____

Flagger Ahead _____

Two-Way Traffic _____

Road Work Begins _____



1. This is an alert sign. You are no longer on a divided highway. You need to adjust to having only one travel lane and having cars coming at you in the lane next to you.
2. This is meant to be a clear warning to slow down. Be alert. Traveling at 60 mph, you will be in a work zone just 17 seconds after seeing this sign.
3. This is a key sign. Don't provoke other drivers and risk your own safety by ignoring it and trying to force your way into the line at the very last second.
4. Be prepared to stop. When you see this sign, slow down and stay in line. A real person will soon be standing in front of you. Take your responsibility seriously.



TRICOR Insurance & Financial Services
1370 North Water St.
P.O. Box 657
Platteville, WI 53818

Phone: (877) GO TRICOR • (877) 468-7426 • Fax: (888) 229-6161

E-mail: tosterholz@tricornet.com, mschoettel@tricornet.com, amoen@tricornet.com